

2024 Economic and Market Outlook


October 2nd 2024

Hervey Bay

David.Robertson@BendigoBank.com.au

Chief Economist,

Head of Economic and Markets Research



Themes for FY25

RBA hiking cycle is complete- but we are still hiking across tabletop mountain.

Geopolitical tensions becoming more intense and more disruptive every week.

Australia is still the 'lucky country'... but we can improve our odds with ambitious reform.

Fun fact: The number **2024** is 44×46 , and next year **2025** is 45×45 : the first perfect square since 1936.



Ten predictions for FY24- review

1. **Chinese economy** to (just) hit target growth with more stimulus: **GDP growth > 5 %...**
2. ...second only to **India > 6%** (now the world's most populous nation)
3. **G7** countries all at risk of **recession**- deepest in the Europe & UK
4. **Gold price** to exceed US\$2100 /oz (a new **record high**)
5. **AI** to increasingly influence and shape all markets (especially **labour markets**)
6. **Australian economy** to experience a **technical recession**...its depth dependent on RBA peak
7. National **unemployment rate** to exceed **4.5 %** by mid 2024, well before RBA forecasts
8. Core **inflation** will remain above the **RBA target** (of 2 -3 %) until late in 2024...
9. ...so **no RBA rate cuts in FY24** (a longer cycle than markets had anticipated)
10. **Resi property** at risk of one more short down-leg...but **most resilient in QLD, SA and WA**



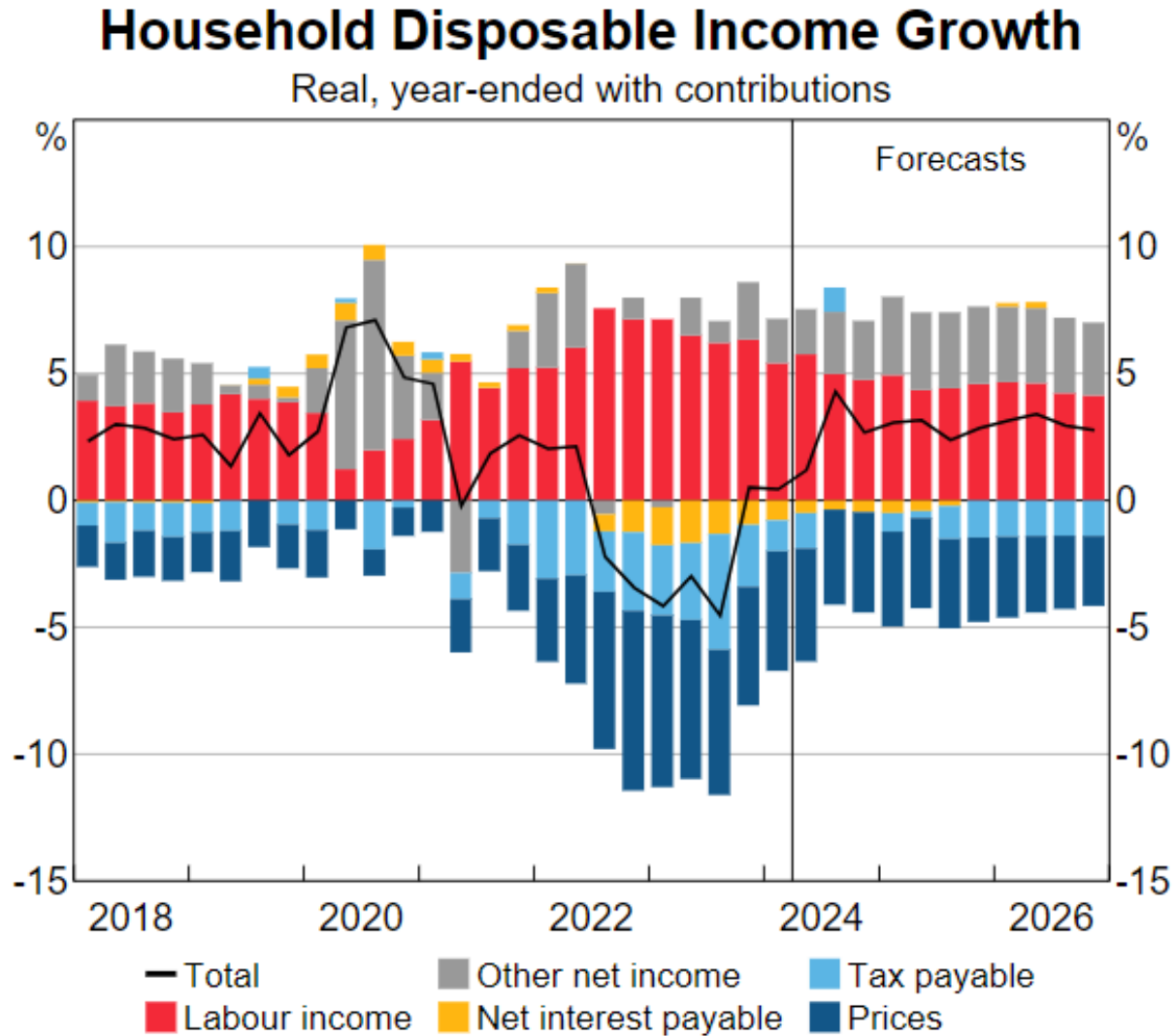
Top 10 economics quotes:

1. " It is better to be roughly right than precisely wrong "

John Maynard Keynes

8
OUT
OF
10

Cost of living crisis = Inflation crisis



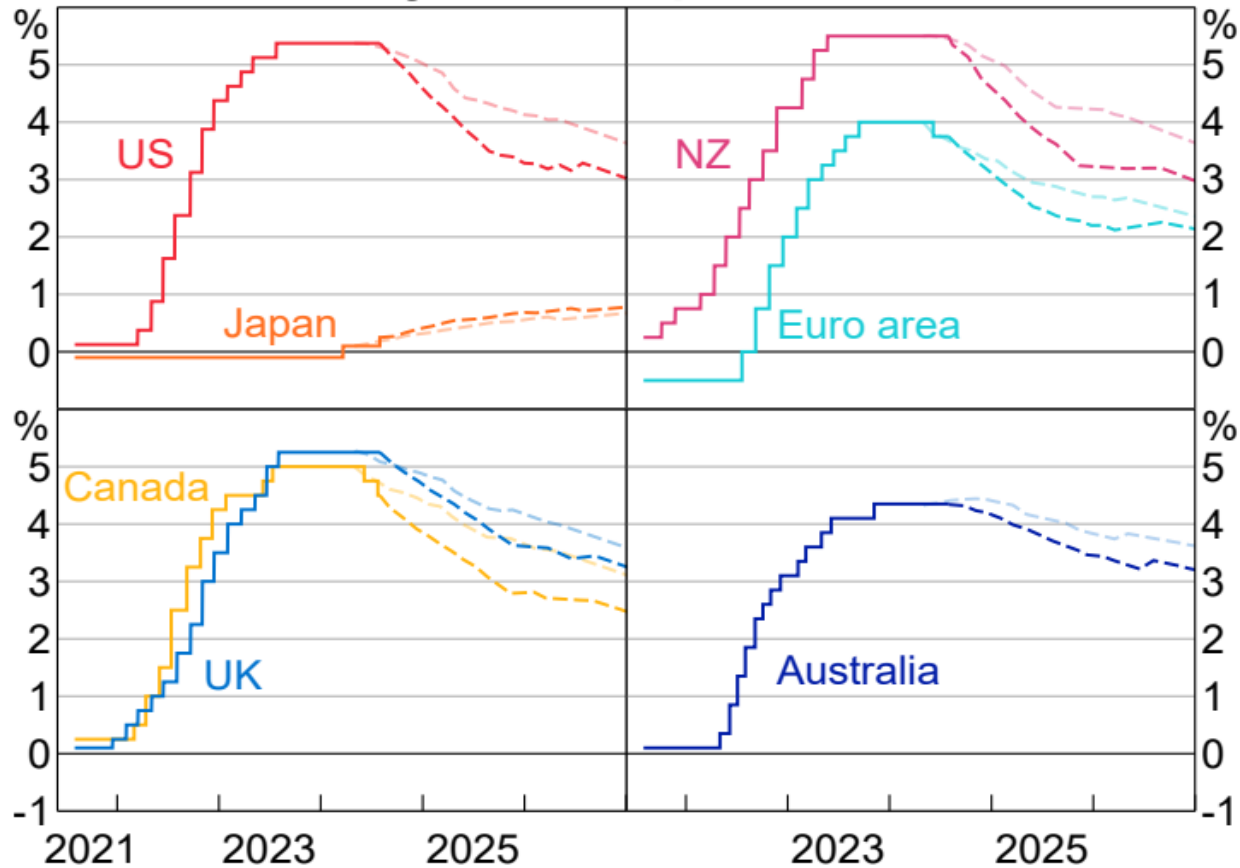
Sources: ABS; RBA.

Top 10 Charlie Munger quotes:

10. “ Live within your income and save, so that you can invest...understanding both the power of compound interest (and the difficulty of getting it) is the heart and soul of understanding... ”

Basecase forecasts for FY25

Policy Rate Expectations*



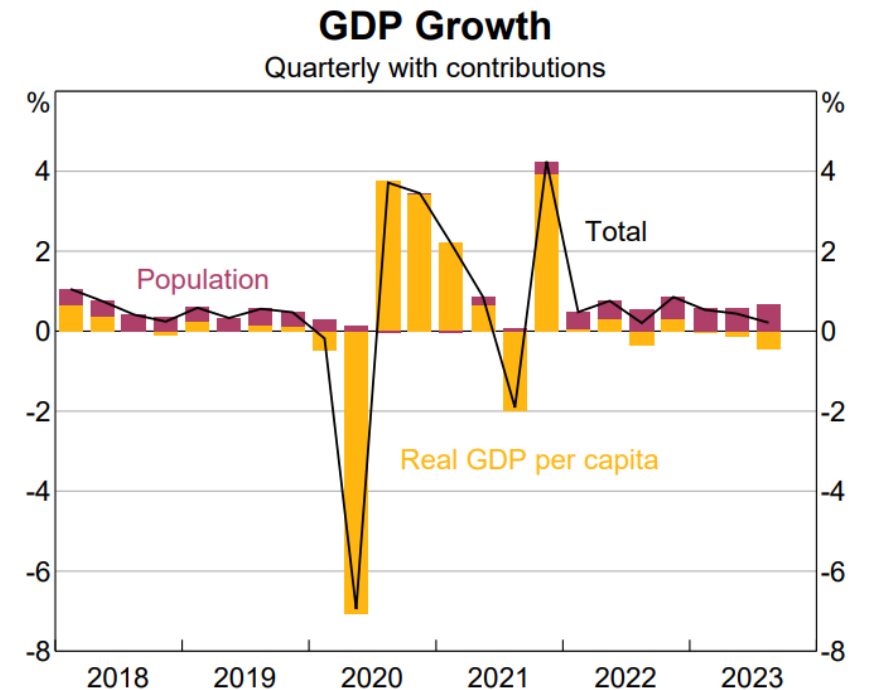
* Darker dashed lines show expectations implied by current overnight index swap rates; lighter dashed lines show the same expectations as of 2 May 2024.

Sources: Bloomberg; RBA.

Top 10 Charlie Munger quotes:

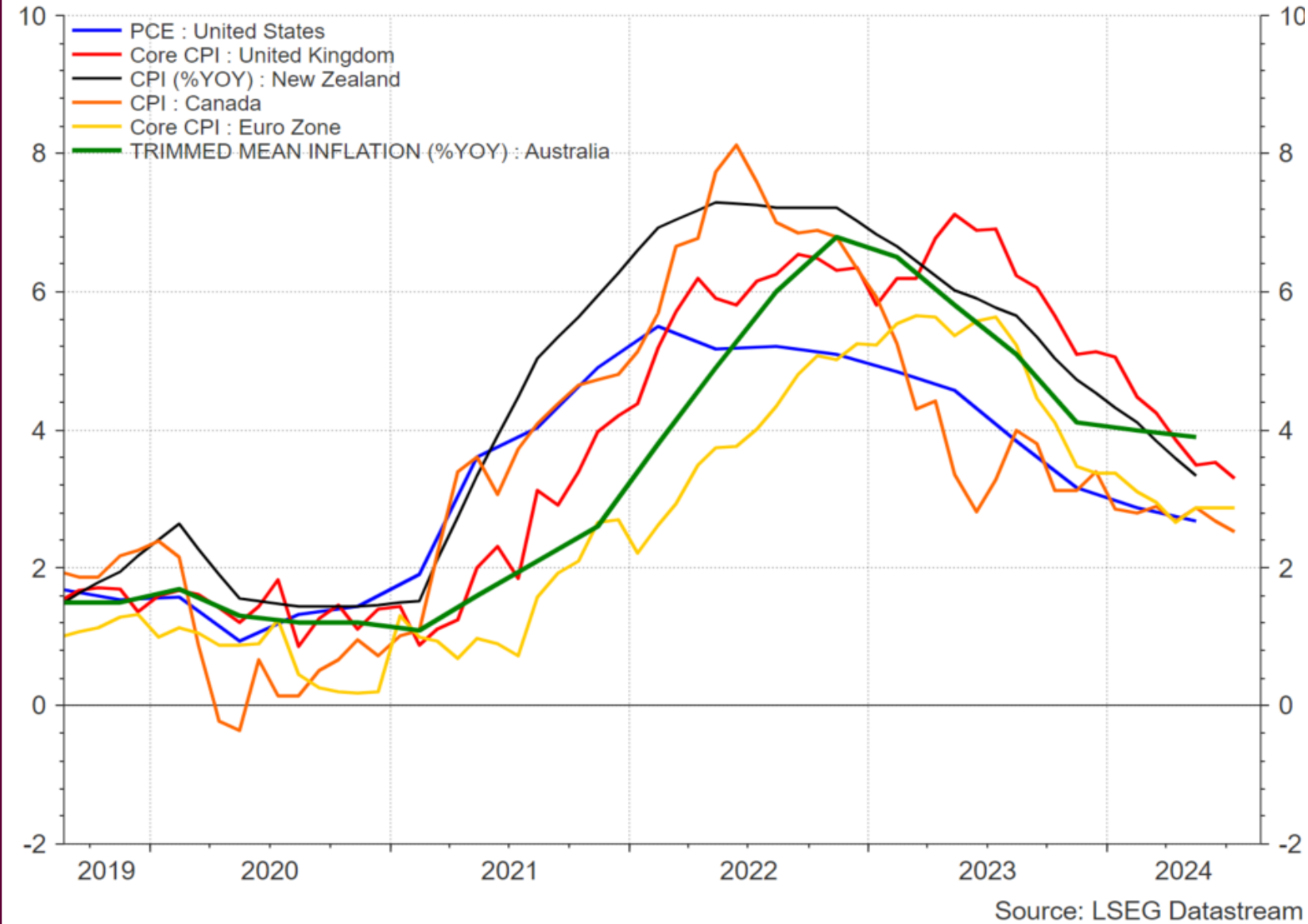
9. "What you have to learn is to fold early if the odds are against you, but if you have a bid edge, back it heavily."

Forecasts for FY25:	12/24	6/25
RBA OCR (12/23: 4.35 %)	4.35 %	4.1 %
GDP growth (1.5 %)	1.1 %	1.9 %
Unemployment (3.9 %)	4.4 %	4.8 %
Core CPI (4.2 %)	3.3 %	3.0 %
Resi. Property (+8.1 %)	+5 %	+4.5 %
US Fed Funds (5.5 %)	4.5 %	3.75 %
AUD / USD (.6820)	72 c	76 c



Sources: ABS; RBA.

Why we should be patient for RBA rate cuts (unlike elsewhere)



- Unlikely the RBA will cut rates until core CPI is in the 2-3 % band
- Very unlikely that core CPI < 3% until Q4 (released Jan '25)
 - Services inflation
 - Wages growth above 4% while productivity is going backwards
 - Population growth and housing shortages
 - Stage 3 tax cuts
 - Geopolitical backdrop



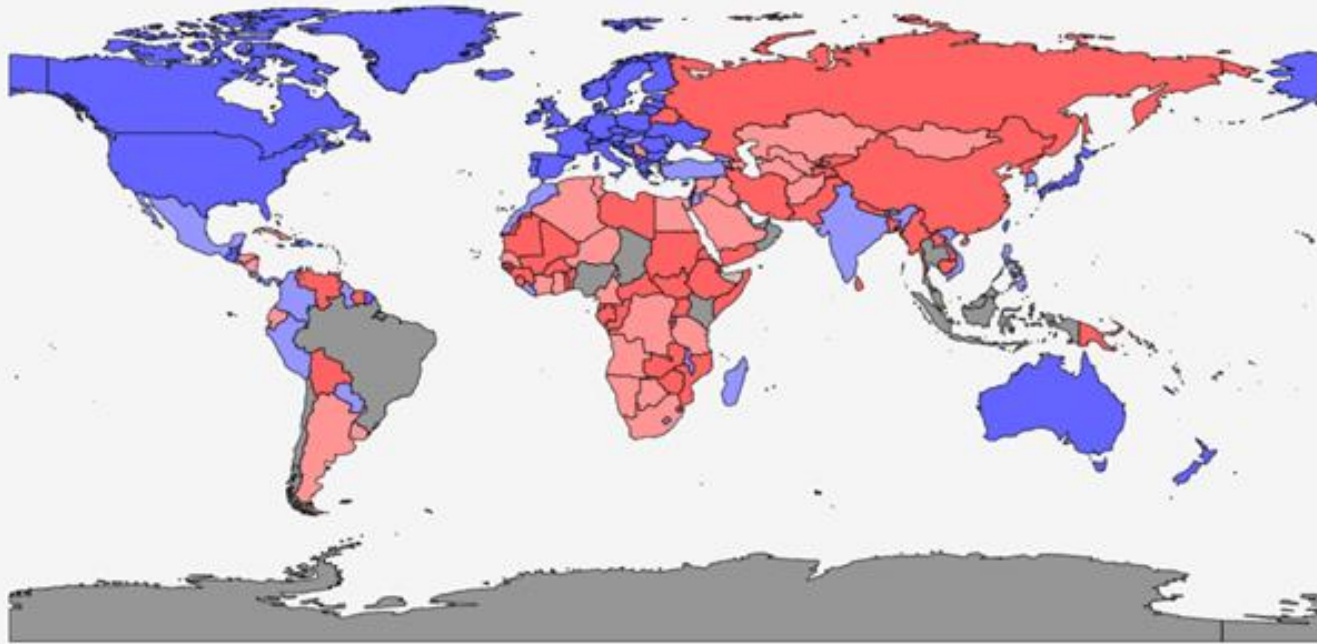
Top 10 Charlie Munger quotes:

8. " People are trying to be smart. But all I'm trying to do is not be idiotic, and it's harder than most people think. "

The global context: geopolitical tensions, adding to inflationary risks

CE Classification of Geopolitical Alignment

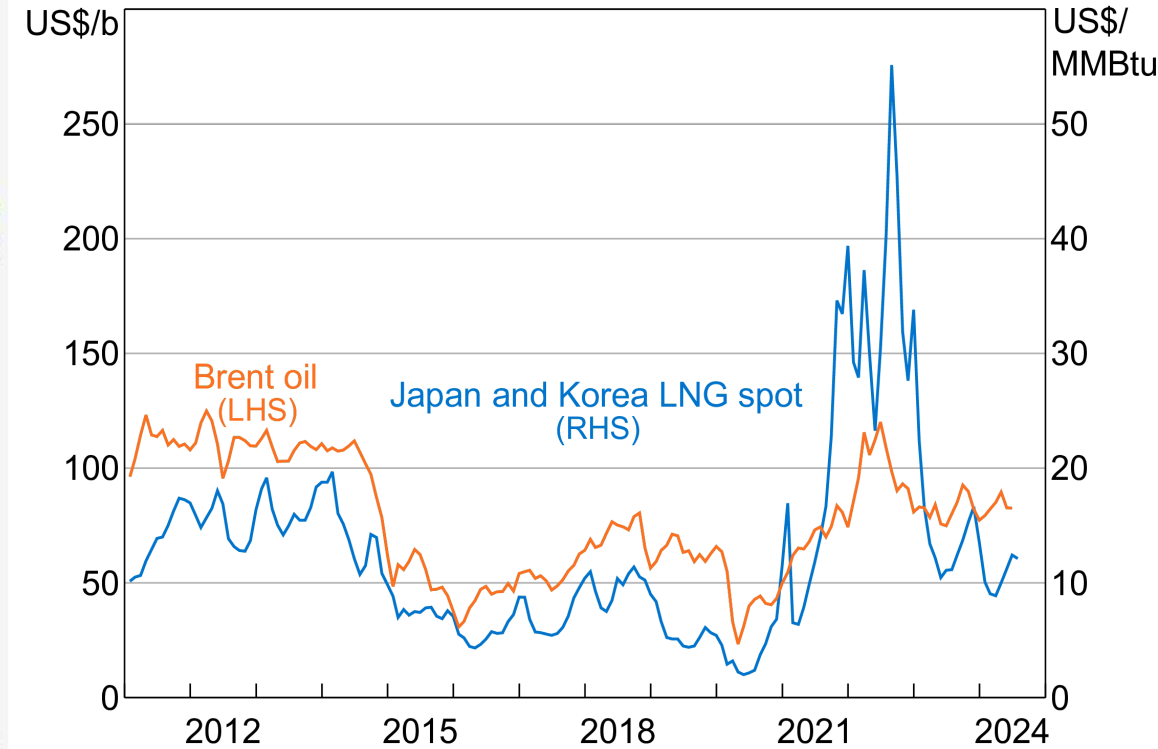
● US & allies ● Leans US ● Unaligned ● Leans China ● China & allies



Sources: World Bank, Capital Economics

Oil and LNG Prices

Monthly



Sources: Bloomberg; LSEG; RBA.

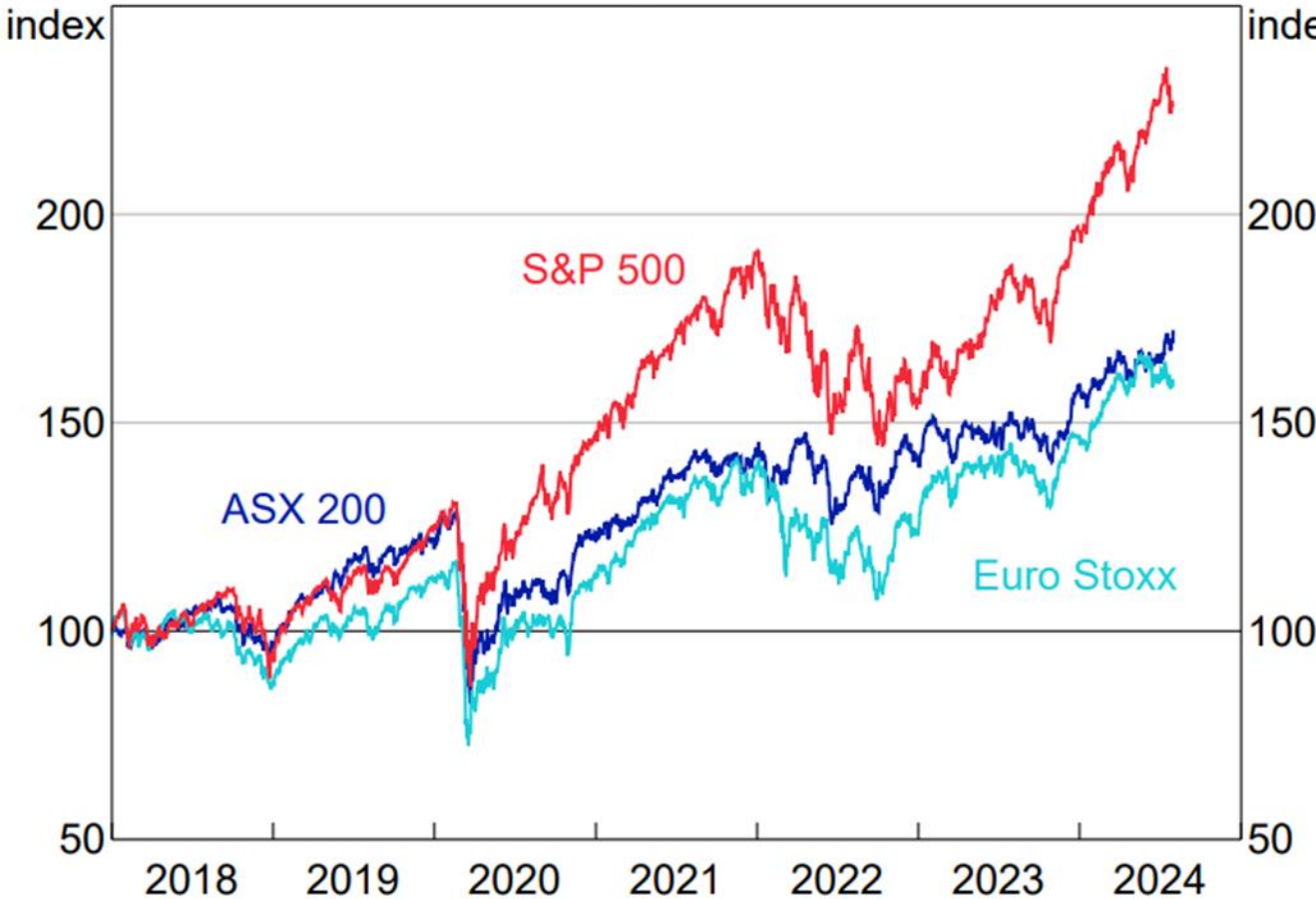
Top 10 Charlie Munger quotes:

7. "The safest way to try to get what you want is to try to deserve what you want."

The markets are banking on a US soft landing...but when??

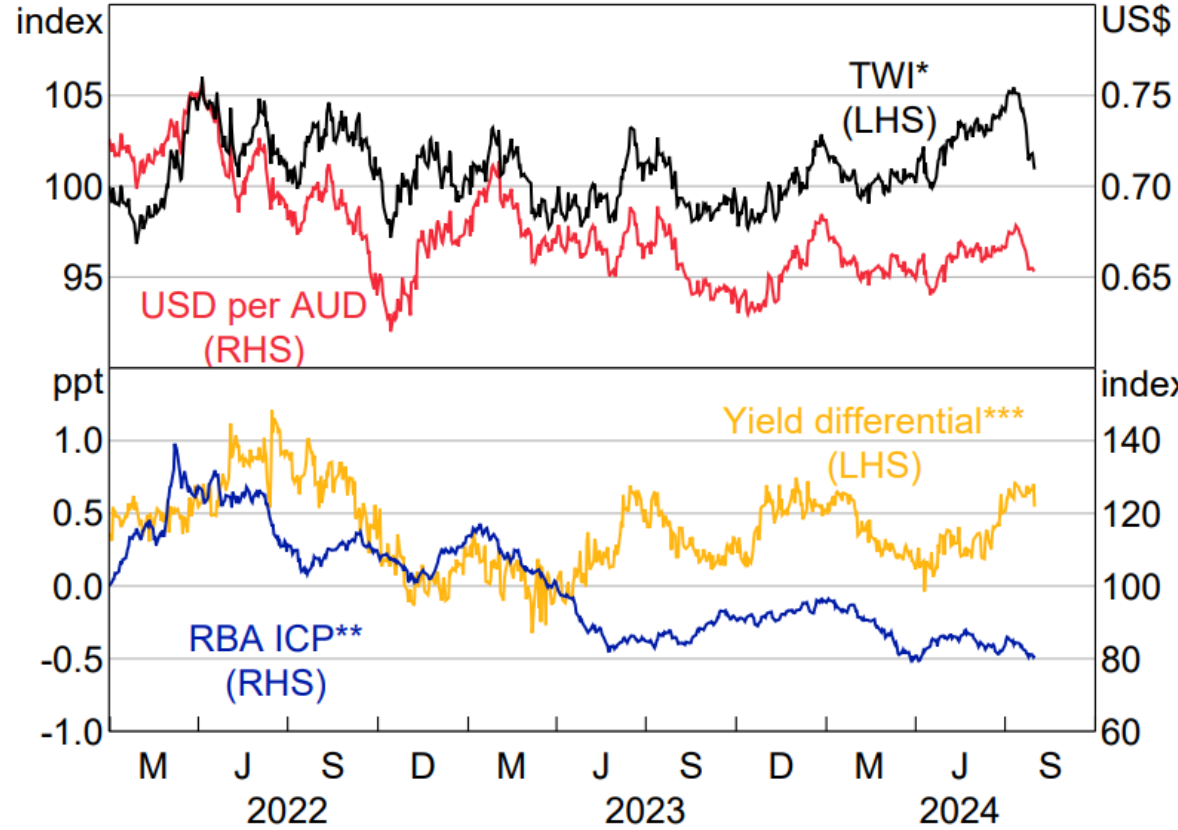
Equity Prices*

1 January 2018 = 100



* Total return basis.
Sources: Bloomberg; LSEG.

Australian Dollar



* Trade-weighted index; 31 December 2021 = 100.
** Index of Commodity Prices (USD terms); 31 December 2021 = 100.
*** Three-year Australian sovereign yield less yields of the United States, Japan and Germany, weighted by GDP.

Sources: Bloomberg; RBA.

Top 10 Charlie Munger quotes:

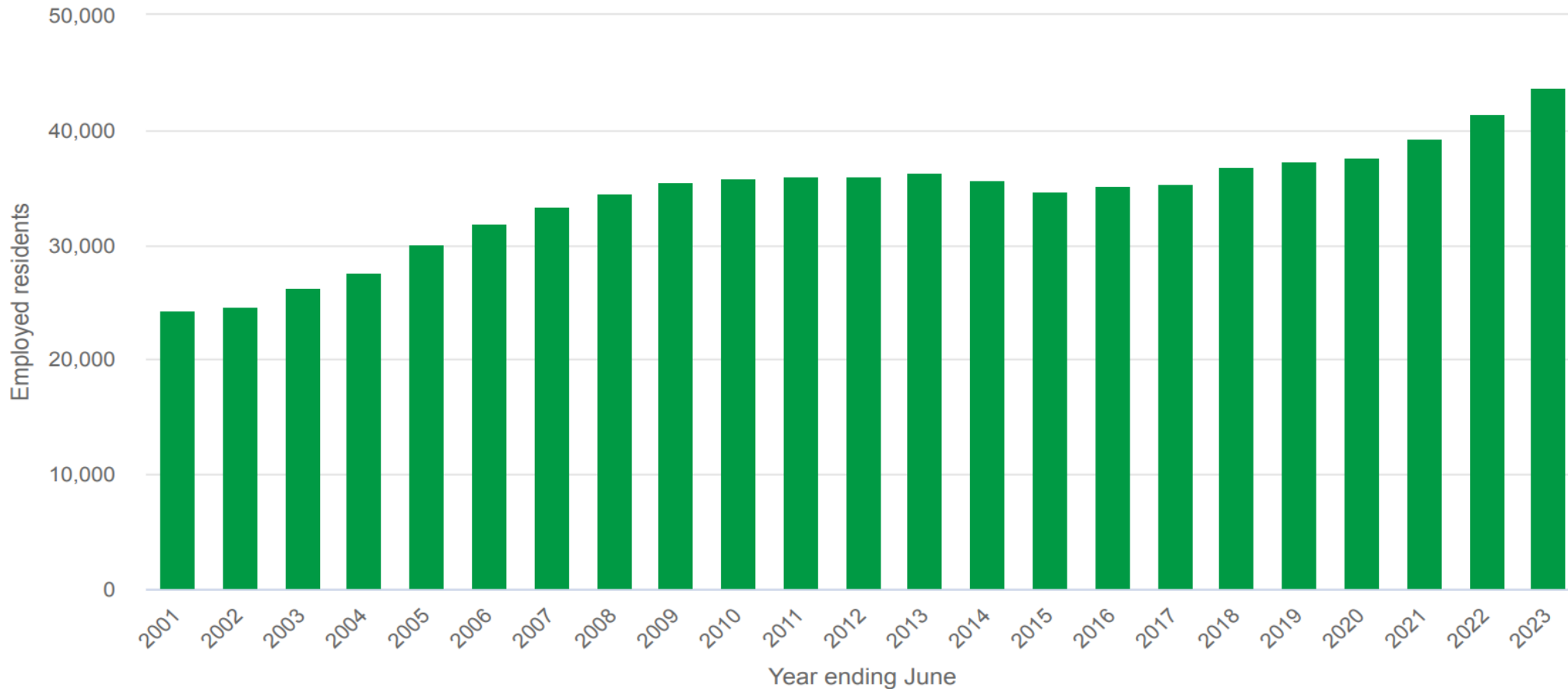
6. " You're looking for a mispriced gamble. That's what investing is. You have to know enough to know whether the gamble is mispriced. That's value investing. "



Residential property uneven but near record highs

Employed residents

Fraser Coast Regional Council



Source: National Institute of Economic and Industry Research (NIEIR) ©2023 Compiled and presented in economy.id by .id (informed decisions)

.id informed decisions

Bendigo Bank

Top 10 Charlie Munger quotes:

5. "The big money is not in the buying or selling, but in the waiting."

State vs state: regional divergence

Regional labour force – Wide Bay SA4, Jun 24

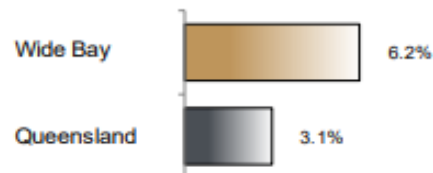
Source: ABS, *Labour force, Australia, detailed*, released 25 July 2024, 11:30 am (AEST)

Table 1 Labour force status, Wide Bay SA4

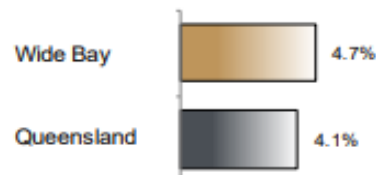
	Year ending			Annual change	
	Jun 23	May 24	Jun 24	persons	%
	— persons —			persons %	
Total employed	131,900	140,100	140,100	8,200	6.2
Total unemployed	7,300	7,000	6,800	-500	-6.2
Total labour force	139,200	147,000	146,900	7,700	5.6
Not in the labour force	131,500	131,700	132,600	1,100	0.8
Total persons 15+	270,700	278,700	279,500	8,800	3.2
Participation rate (%)	51.4	52.8	52.6	..	1.1 (a)
Unemployment rate (%)	5.2	4.7	4.7	..	-0.6 (a)

(a) Percentage point change.

Employment growth, annual



Unemployment rate

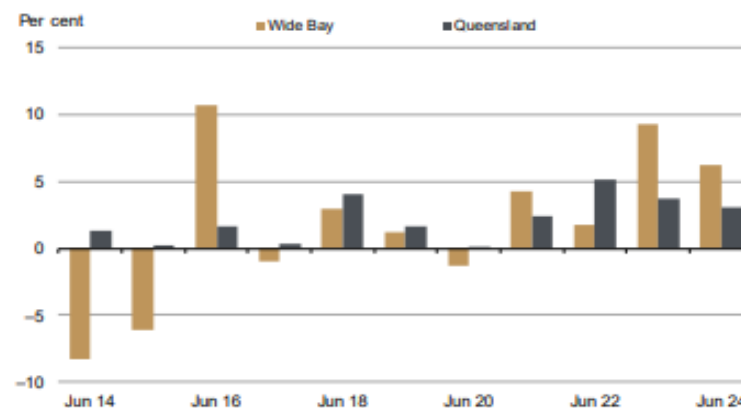


Key data

Employment (annual change)..... ↑ 6.2%
 Unemployment rate 4.7%
 Unemployment rate (annual change) ↓ 0.6 ppt
 Participation rate..... 52.6%

ppt = percentage point

Figure 1 Annual change in employment, Wide Bay SA4



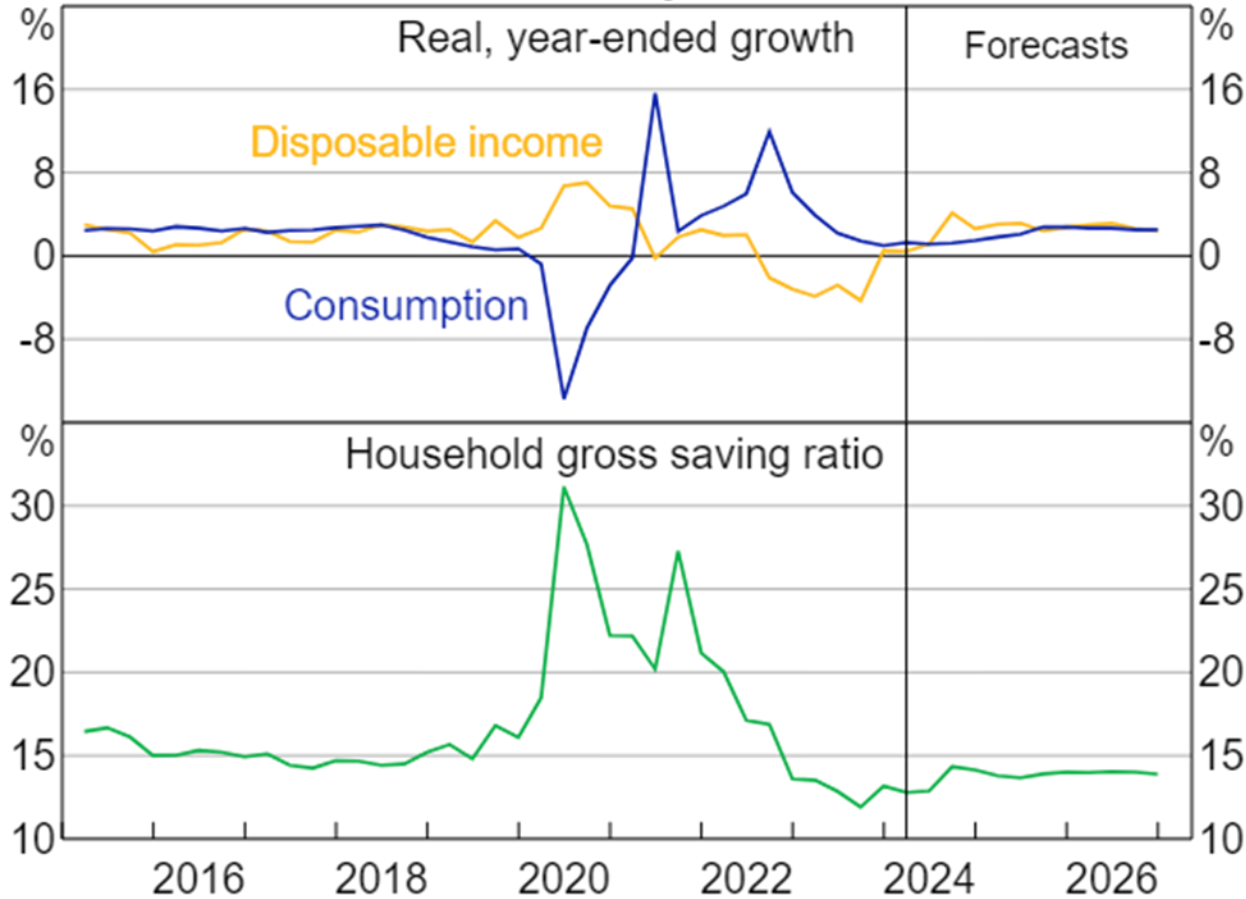
GSP	FY23	FY24 f	FY25 f
NSW	3.7 %	1.4 %	1.5 %
NT	-5.2 %	3.0 %	1.7 %
QLD	2.3 %	2.0 %	2.7 %
SA	3.8 %	1.5 %	2.0 %
TAS	1.1 %	1.0 %	1.6 %
VIC	2.6 %	1.3 %	1.5 %
WA	3.5 %	1.1 %	2.0 %

Top 10 Charlie Munger quotes:

4. “ I never allow myself to hold an opinion on anything that I don’t know the other side’s argument better than they do.”

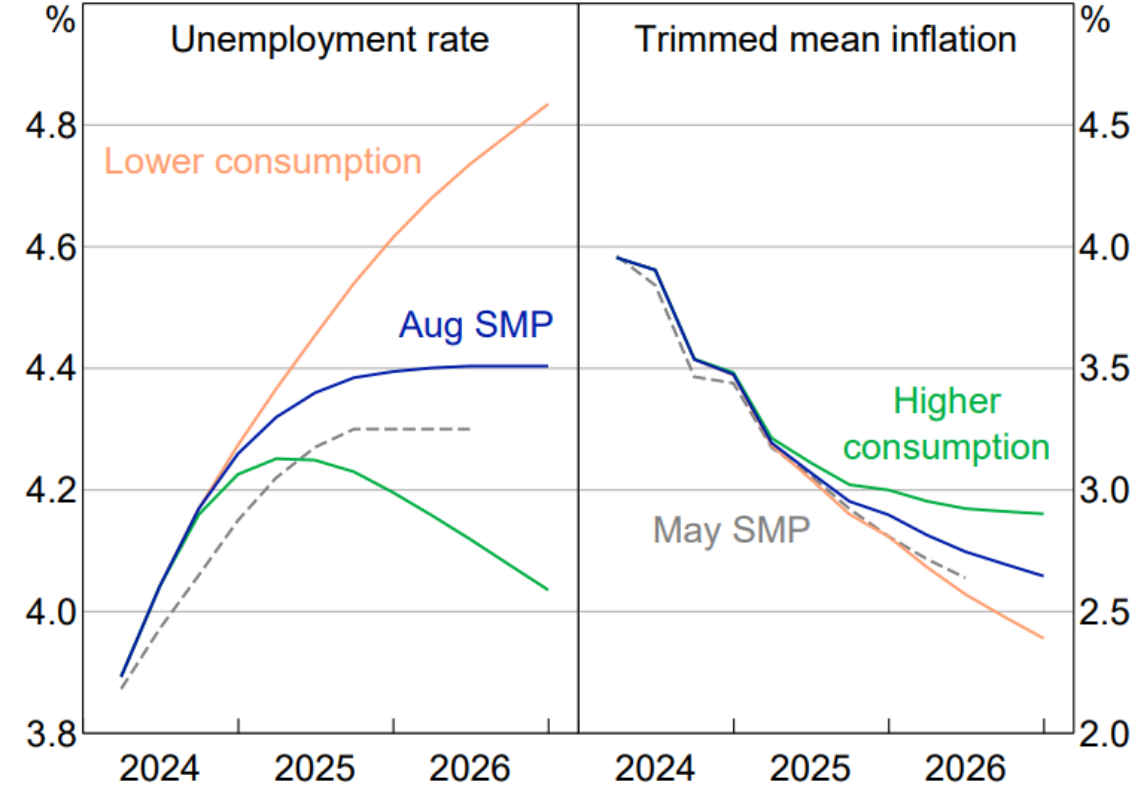
Will recent tax cuts and COL support be spent or saved?

Household Consumption and Income



Sources: ABS; RBA.

Consumption Risks Scenario*



* Scenario assumes exchange rate and policy path are fixed to August SMP assumptions.

Sources: ABS; RBA.

Top 10 Charlie Munger quotes:

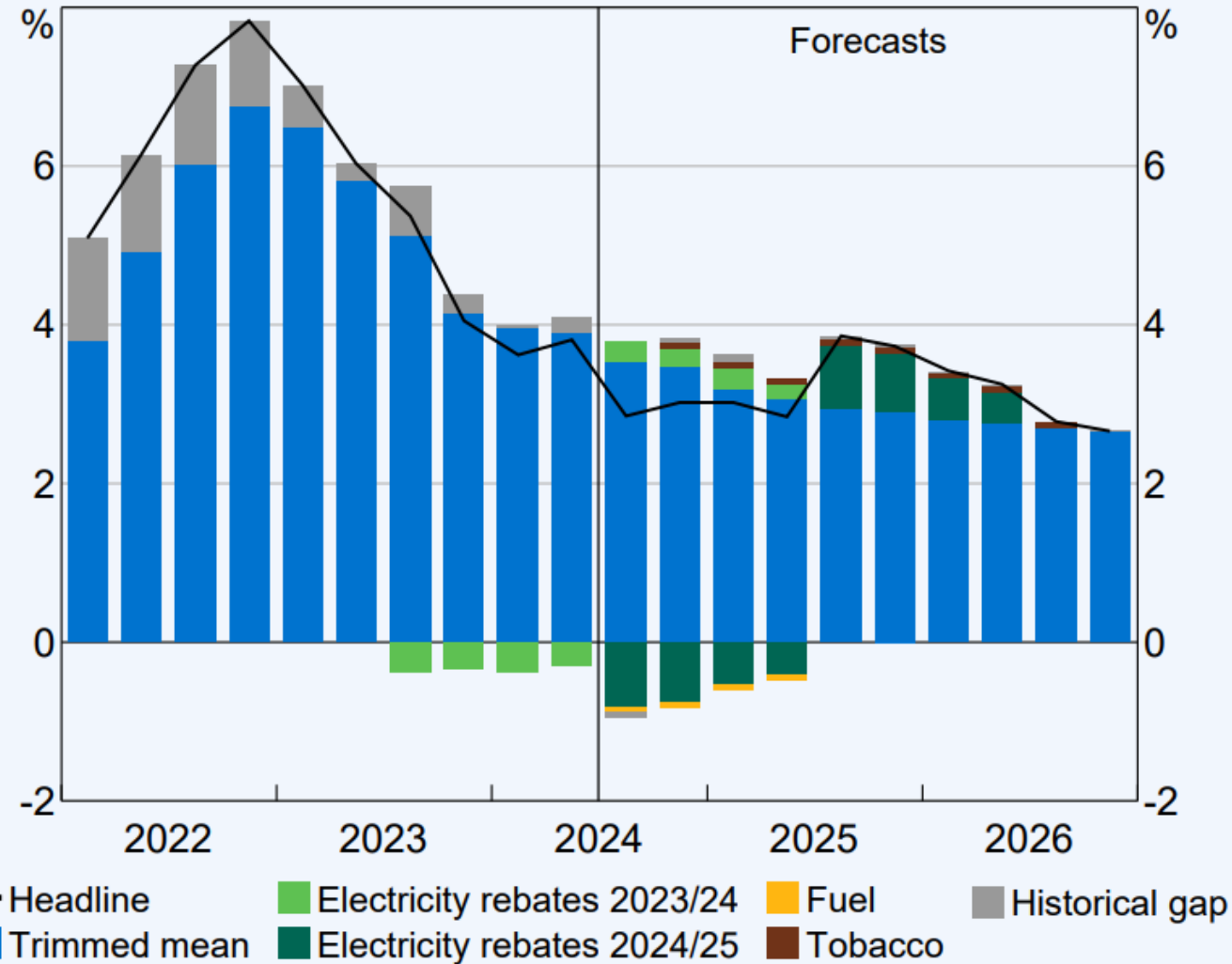
3. " We are all learning, modifying, or destroying ideas all the time. Rapid destruction of your ideas when the time is right is one of the most valuable qualities you can acquire. "

Federal Budget focal points

- Cost of Living support Inflation
- Housing affordability
- Productivity
- Global issues
 - Climate change/ TTNZ
 - Geopolitics/ security
 - Technology adoption/ AI
- Sustainable debt profile
- Election implications

Headline Inflation*

Year-ended with contributions



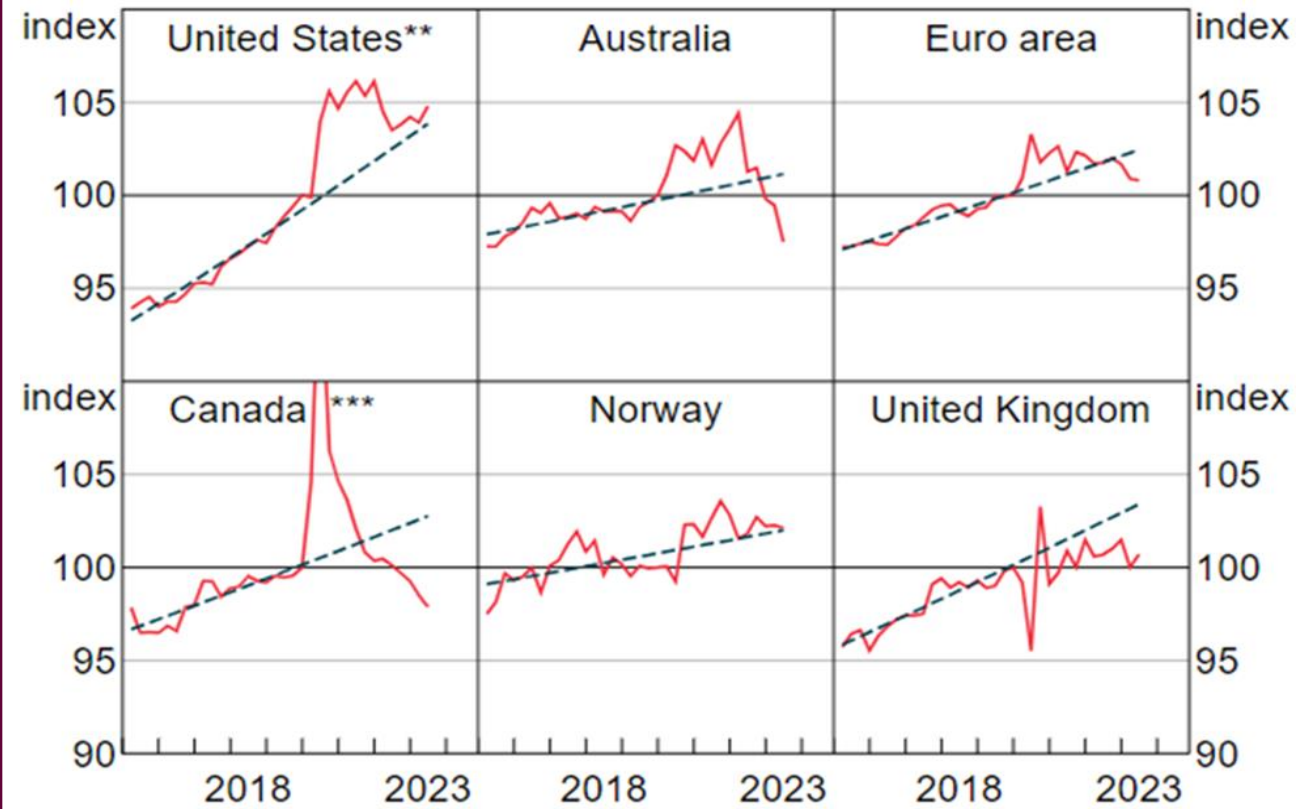
* Contributions to headline inflation.

Sources: ABS; RBA.

The lucky country...outperforming by most measures...

Labour Productivity*

December 2019 = 100



* Hourly, seasonally adjusted. Dotted lines show pre-pandemic (2015–19) trend.

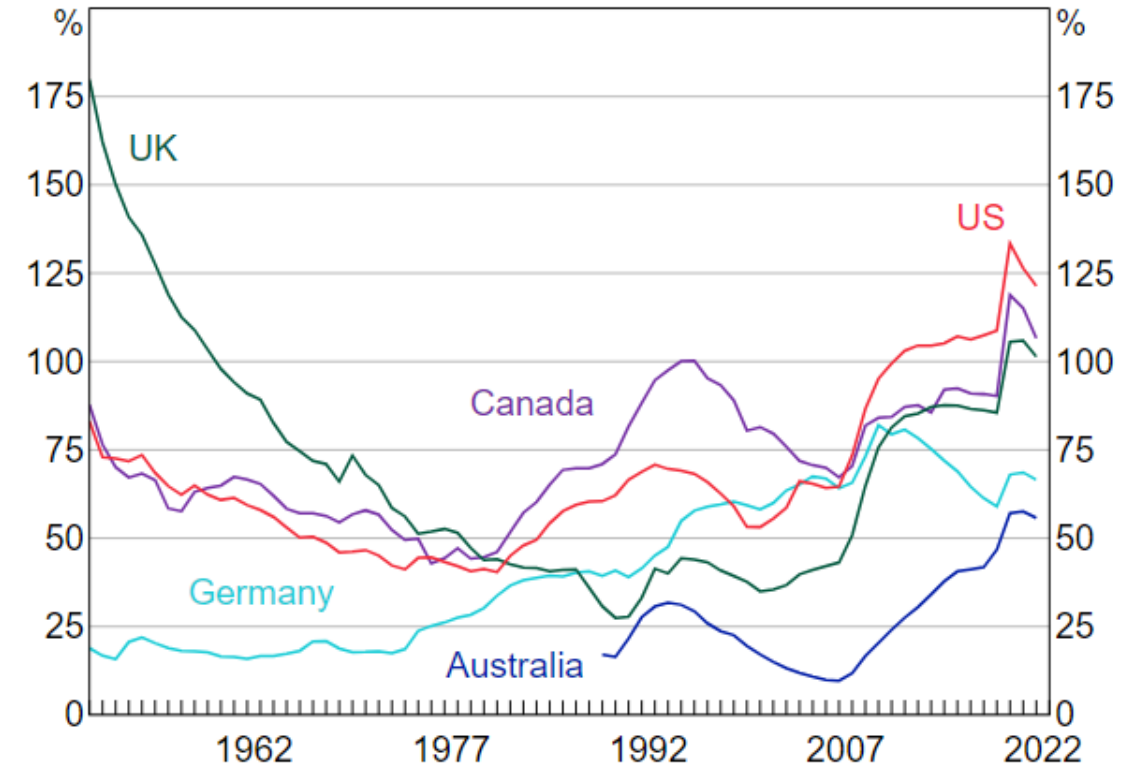
** Non-farm business sector.

*** Business sector.

Sources: ABS; RBA; Refinitiv.

Gross General Government Debt

Per cent of GDP



Source: IMF.

1. "In my whole life, I have known no wise people- none, zero- who didn't read all the time. My children laugh at me- they think I'm a book with a couple of legs sticking out."

10 predictions for FY25

1. Rate cuts by **July** in **Europe and Canada** after (near) recessions
2. Rate cuts by **September** in **US, UK and New Zealand** after recessions/ slowing growth
3. **Chinese growth** again slower than India's, but **> 4 %** helped by several rate cuts
4. **Japan's economy** to **outperform** despite rising interest rates
5. Geopolitical tensions and decarbonisation to keep **energy and metal prices elevated**, and **help agricultural commodities** to stabilise
6. **RBA on hold in 2024**, despite impatient calls from most directions (3 cuts in '25)
7. Core **inflation** to remain above the target band of 2-3 % until **Q1 '25**
8. **Unemployment** to trend higher... **> 4.5 %** (well above RBA forecasts)
9. The **Aussie Dollar** to rally against a weaker greenback **> 72 c**
10. Gains in **housing prices** more modest than FY24 (**around 5 %**) with SA, WA and QLD strongest, Victoria and Tasmania lagging

Charlie Munger bonus quote:

11. " Show me the incentive, and I'll show you the outcome"

General Advice Warning and Disclaimer

Bendigo and Adelaide Bank Limited, ABN 11 068 049 178 AFSL / Australian Credit Licence 237879. Any advice provided in this presentation is of a general nature only and does not take into account your personal needs, objectives and financial circumstances. You should consider whether it is appropriate for your situation. Please read the applicable Disclosure Documents before acquiring any product related to this discussion.

